

# 345D L

Hydraulic Excavator



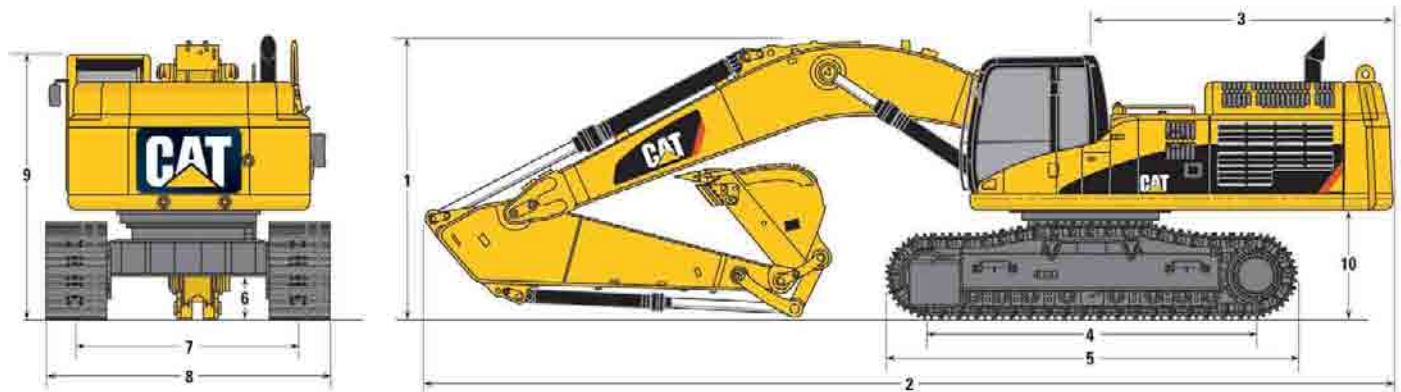
With Long Fixed Gauge Undercarriage  
For AME, Sourced from Aurora, IL

#### Cat® C13 Diesel Engine with ACERT™ Technology

Net Power (ISO 9249) at 1800 rpm	283 kW/385 hp
Operating Weight	46 750 to 48 250 kg
Maximum Travel Speed	4.7 km/h
Maximum Reach	11.7 m
Maximum Digging Depth	7.6 m

## Dimensions

All dimensions are approximate.



		HD Reach Boom		ME Boom		mm
Boom	mm	6900	6550			
Stick	mm	3350	2500	3000		
<b>1</b> Shipping height	mm	3690	3960	4020		
<b>2</b> Shipping length	mm	11 940	11 710	11 640		
						<b>3</b> Tail swing radius
						3770
						<b>4</b> Length to centers of rollers
						4360
						<b>5</b> Track length
						5360
						<b>6</b> Ground clearance
						510
						<b>7</b> Track gauge
						2740
						<b>8</b> Track width
						with 600 mm shoes
						3340
						with 750 mm shoes
						3490
						<b>9</b> Cab height
						3210
						<b>10</b> Counterweight clearance
						1320

## Machine and Major Component Weights

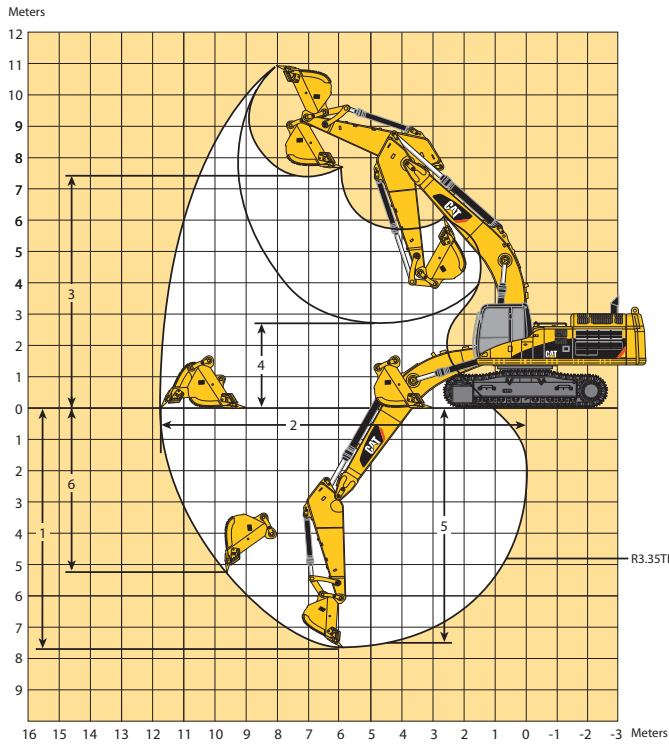
Actual weights and ground pressures will depend on final machine configuration.

		HD Reach boom 6900 mm	ME boom 6550 mm	
		R3.35TB	M2.5UB	M3.0UB
Stick type				
Operating weight*				
with 600 mm shoes	kg	46 750	47 500	47 600
with 750 mm shoes	kg	47 400	48 150	48 250
Stick length	mm	3350	2500	3000
Bucket weight	kg	2586	2894	
Bucket capacity	m <sup>3</sup>	2.4	3.1	
Bucket width/type	mm	1676	1981	
Stick weight (with bucket cylinder)	kg	1990	2170	2350
Boom weight (with stick cylinder)	kg	4600	4604	
Boom cylinders (pair)	kg	870		
Upper structure**	kg	11 454		
Undercarriage with 600 mm shoes	kg	15 700		
Counterweight	kg	9040		

\* With counterweight, operator and full fuel.


\*\* Without counterweight.

# Working Ranges



## Heavy Duty (HD) Reach boom configuration (6900 mm)

		<b>R3.35TB</b>
Stick Length	mm	3335
<b>1</b> Maximum Digging Depth	mm	7650
<b>2</b> Maximum Reach at Ground Level	mm	11 710
<b>3</b> Maximum Loading Height	mm	7420
<b>4</b> Minimum Loading Height	mm	2750
<b>5</b> Maximum Digging Depth 2440 mm Level Bottom	mm	7500
<b>6</b> Maximum Vertical Wall Digging Depth	mm	5210
Bucket Capacity	m <sup>3</sup>	1.8
Bucket digging Force (ISO)	kN	268
Stick digging Force (ISO)	kN	199



## Mass Excavation (ME) boom configuration (6550 mm)

		<b>M2.5UB</b>	<b>M3.0UB</b>
Stick Length	mm	2500	3000
<b>1</b> Maximum Digging Depth	mm	6700	7200
<b>2</b> Maximum Reach at Ground Level	mm	10 700	11 160
<b>3</b> Maximum Loading Height	mm	6640	6830
<b>4</b> Minimum Loading Height	mm	3170	2670
<b>5</b> Maximum Digging Depth 2440 mm Level Bottom	mm	6530	7050
<b>6</b> Maximum Vertical Wall Digging Depth	mm	4220	4660
Bucket Capacity	m <sup>3</sup>	3.11	3.11
Bucket radius at Cutting edge	mm	1936	1936
Bucket digging Force (ISO)	kN	240	240
Stick digging Force (ISO)	kN	233	206

# Lift Capacities















All weights are in kg. With Heavy Lift on. Counterweight 9040 kg.

## HD Reach Boom 6900 mm

**Stick**  
3350 mm  
**Shoes**  
600 mm

**Bucket Capacity**  
2.4 m<sup>3</sup>

**Bucket Weight**  
2275 kg















	3.0 m		4.5 m		6.0 m		7.5 m		9.0 m				m
													
9.0 m							*7030	*7030			*4240	*4240	9.48
7.5 m									*5860	*5860	*4070	*4070	10.47
6.0 m							*9240	9240	*8520	6400	*4060	*4060	11.11
4.5 m					*12 280	*12 280	*10 260	8860	*9030	6240	*4170	3740	11.47
3.0 m			*20 330	19 150	*14 430	12 140	*11 440	8360	9320	5990	*4400	3540	11.59
1.5 m			*22 560	17 420	*16 230	11 260	12 320	7880	9040	5720	*4780	3520	11.48
0 m			*21 040	16 630	*17 160	10 670	11 920	7520	8810	5510	*5340	3700	11.12
-1.5 m	*13 110	*13 110	*23 160	16 430	16 840	10 390	11 690	7310	8690	5400	*6200	4140	10.50
-3.0 m	*20 240	*20 240	*21 920	16 570	*16 430	10 370	11 650	7270	8720	5430	*7550	5020	9.55
-4.5 m	*21 980	*21 980	*18 820	16 990	*14 310	10 590	*10 670	7460					
-6.0 m			*13 550	*13 550	*9890	*9890							

## Mass Boom 6550 mm

**Stick**  
2500 mm  
**Shoes**  
600 mm

**Bucket Capacity**  
3.1 m<sup>3</sup>

**Bucket Weight**  
2715 kg















	3.0 m		4.5 m		6.0 m		7.5 m		9.0 m				m
													
9.0 m											*6190	*6190	7.96
7.5 m							*9580	8360			*5850	*5850	9.21
6.0 m							*10 080	8420			*5800	4790	9.98
4.5 m			*17 800	*17 800	*13 240	12 310	*10 890	8150			*5940	4180	10.41
3.0 m			*21 720	17 930	*15 120	11 410	*11 850	7740	8670	5340	*6260	3900	10.55
1.5 m			*19 180	16 490	*16 510	10 640	11 780	7340	8490	5170	6570	3890	10.41
0 m			*23 380	16 060	16 690	10 180	11 470	7060	8360	5050	7020	4190	9.99
-1.5 m	*16 060	*16 060	*22 010	16 130	*16 460	10 050	11 360	6960			8100	4920	9.25
-3.0 m	*24 750	*24 750	*19 330	16 500	*14 670	10 190	*10 650	7100					
-4.5 m			*14 630	*14 630	*10 620	*10 620							

## Mass Boom 6550 mm

**Stick**  
3000 mm  
**Shoes**  
600 mm

**Bucket Capacity**  
3.1 m<sup>3</sup>

**Bucket Weight**  
2715 kg

	3.0 m		4.5 m		6.0 m		7.5 m		9.0 m				m
													
9.0 m											*4690	*4690	8.59
7.5 m							*8920	8610			*4420	*4420	9.74
6.0 m							*9330	8550			*4370	4290	10.47
4.5 m					*12 320	*12 320	*10 220	8220	8900	5540	*4480	3740	10.87
3.0 m			*20 340	18 540	*14 330	11 560	*11 290	7770	8700	5350	*4740	3480	11
1.5 m			*23 030	16 840	*15 970	10 720	11 780	7330	8460	5140	*5180	3460	10.87
0 m			*23 620	16 110	16 680	10 160	11 410	6990	8280	4970	*5860	3700	10.48
-1.5 m	*15 360	*15 360	*22 700	15 980	16 350	9920	11 230	6830	8220	4920	*6940	4280	9.78
-3.0 m	*24 870	*24 870	*20 490	16 210	*15 280	9970	11 270	6870					
-4.5 m	*21 800	*21 800	*16 510	*16 510	*12 220	10 320							



Load Point Height



Load Radius Over Front



Load Radius Over Side



Load at Maximum Reach

\* Limited by hydraulic rather than tipping load.

The above loads are in compliance with hydraulic excavator lift capacity ratings standard ISO/DIS 10567, they do not exceed 87% of hydraulic lifting capacity or 75% of tipping capacity. Weight of all lifting accessories must be deducted from the above lifting capacities.

## Standard Equipment

Standard equipment may vary. Consult your Caterpillar dealer for specifics.

### Electrical

- Alternator – 75 amp
- Cat batteries
- Lights, cab interior
- Lights, cab mounted
- Signal/warning horn
- Starting, cold weather (two additional batteries)
- Travel alarm

### Engine

- Auto Lube ready
- Automatic engine speed control
- Automatic swing parking brake
- Auxiliary hydraulic valve
- Cat® C13 with ACERT™ Technology
- Fuel Filter
- Fine swing control
- Heavy lift mode
- High ambient cooling, 52°C capability
- Muffler
- S•O•S<sup>SM</sup> sampling for Engine and Hydraulic systems
- Two speed auto-shift travel
- Variable speed cooling fan
- Water level indicator
- Water separator in fuel line

### Operator Station

- Adjustable armrest
- Air conditioner, with auto climate control and defroster
- Ashtray with lighter
- Beverage/cup holder
- Bolt-on FOGS capability
- Coat hook
- Electrical provision for seat heater
- Floor mat
- Instrument panel and gauges
- Laminated front windshield 70/30 split
- Literature compartment
- Mirrors (Frame-right, Cab-left)
- Neutral lever for all controls
- Positive filtered ventilation
- Rear window, emergency exit
- Seat, suspension, heated, with high back and head rest
- Seat belt, retractable
- Sliding upper door window
- Skylight (polycarbonate), openable
- Storage compartment suitable for a lunch box, with cover
- Sunshade for windshield and skylight
- Travel control pedals with removable hand levers
- Windshield wipers and washers

### Undercarriage

- Long, fixed gauge
- Guards
  - Heavy Duty Track Motor Guards
  - Swivel Guard
- Track
  - Grease lubricated track
  - Hydraulic track adjusters
  - Idler and center section track guiding guards
  - Track type sealed undercarriage

### Other Standard Equipment

- Caterpillar one key security system
- Counterweight 9040 kg with lifting hook

## Optional Equipment

Optional equipment may vary. Consult your Caterpillar dealer for specifics.

### Engine

Precleaner  
Terminal, jump start

### Front Linkage

Booms  
  HD Reach 6900 mm  
  Mass excavation 6550 mm  
Buckets (see pages 11, 12)  
  Bucket linkage  
    TB family for TB sticks  
    UB family for UB sticks  
  Bucket tips and sidecutters  
  Edge protectors  
Check valves  
  Boom lowering  
  Stick lowering  
Sticks  
  R3.35TB Reach  
  M2.5UB Mass  
  M3.0UB Mass

### Guards

Falling Object, for cab  
Front Windshield  
Track guiding, full length

### Hydraulics

Auxiliary boom lines  
Auxiliary stick lines  
Control, single action  
Circuit, cooling  
Control, combined  
Control, medium pressure  
Pedal, tool modulation  
Tool selection (via monitor 10 tools)

### Operator Station

Joystick, four buttons  
Radio ready mounting at rear location,  
  24V-12V, speakers  
Straight travel pedal  
Sun Screen

### Undercarriage

Fixed gauge  
Idler, Cast  
Track, GLT4  
  600 mm double grouser shoes  
  750 mm triple grouser shoes  
Track, PPR2  
  600 mm double grouser shoes  
  750 mm triple grouser shoes

### Other Optional Equipment

Converter, 7A-12V (2)  
Fan, hydraulic, reversing  
High intensity discharge lights  
Product Link PL321SR  
Rear View Camera  
Security System, Machine (MSS)  
WAVS Camera ready