



**The All New**  
**RootsSweep**  
**RB120**

**Perfect sweeper for Indoor and  
Outdoor sweeping**

# Machine Overview



# Key Features

## Hydraulic Power Pack




Electrically Operated Hydraulic Power Pack for Hopper Raise/Lower/Dumping.

## Dust Suppression System



Water spray system for side broom to suppress the flying dust and enhance the sweeping performance.

## Variable Drive Speed



Variable speed drive motor, supports machine speed as required.

## CAN Bus Control



CAN Bus Control with display helps easier operation.

# Performance



- The RootsSweep RB120 is the perfect machine for indoor and outdoor sweeping with area performance upto 12,400 m<sup>2</sup>/h.
- RB120 machine is equipped with powerful 24V/420Ah battery which gives extended running hours.
- Ergonomically designed – comfortable operator seat with back rest.
- One touch control panel ensures ease of operation.
- Hydraulic dumping system with dumping height up to 1.6 m.
- Automatic filter shaker mode and large filter surface area provide effective dust control.
- Hydraulic end cushion cylinders for smooth hopper operation.
- Hopper sensors for enhanced safety.

# Safety Features

- Seat Switch**  
Operator presence control. Machine stops if operator is not present in the seat
- Emergency Stopper**  
One press control to stop the machine, In case of emergency
- Circuit Breaker**  
Protects the side brush in case of overload
- Electromagnetic Brake**  
High efficiency Electromagnetic brake for Enhanced safety
- Regenerative Brake**  
Slows the machine movement in slopes
- Safety Arm**  
Safety arm for safe maintenance

## Sensors



Hopper Rotate Sensor



Hopper Open Sensor



Hopper Level Sensor



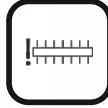
Ramp Sensor



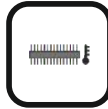
Water Level Sensor



Filter Clog Sensor



Main Broom Wear Sensor



Main Broom Overload Sensor

## Sweeping Width




Sweeping width with one side broom  
**1200 mm**



Sweeping width with both side brooms  
**1550 mm**

# Advantages



Maximum low turning radius 1800 mm



Ergonomically designed control panel view with one Soft Touch



Excellent Sweeping, removes accumulated soil with ease

## Standard Accessories

Pneumatic tyre

Poly propylene brush

LED head lights

Water spray dust suppression

Seat belt

## Optional Accessories

Solid tyre

Brushes with Steel Mix

Left side brush with water spray

Traction Batteries 24V, 480Ah



**Offers 20% Gradeability.**  
Easier to climb slopes  
Extremely useful in sites with multiple levels

**20%**

# Technical Specifications

Description	Units	RB120
Sweeping path - Mainbroom only	mm	850
Sweeping path with one side broom	mm	1200
Sweeping path with both side brooms	mm	1550
Sweeping performance with one side broom	m <sup>2</sup> /h	9600
Sweeping performance with dual brooms	m <sup>2</sup> /h	12400
Maximum Gradability	%	20
Hopper volume	liters	155
Maximum lifting height	mm	1640
Filter surface	m <sup>2</sup>	7.1
Sound pressure level	dB (A)	75
Water Tank Capacity	liters	40
Dimensions(LxWxH)	mm	1915x1250x1640
Dead weight	kg	685

Roots reserves the rights to make any changes considered necessary for the purpose of improvement at any time for any reason without prior notice, in line with its policy of continuous product development and progress.

**Our Product Range:** Sweepers, Scrubber-Driers, Vacuum Cleaners, Single Disc Scrubbers, Mini Floor Washers, High Pressure Water Jet Cleaners, City Sweepers, Bins, Mops & Trolleys.