



Safe



Efficient



Intelligent

SANY



品质改变世界
QUALITY CHANGES THE WORLD

MOBILE ELEVATING WORK PLATFORM

SANY AERIAL WORK EQUIPMENT Co., Ltd

Address: No. 18-688, Industrial Road, Gaoxin District, Wuxing District, Huzhou, Zhejiang Province
Postal code: 313002 Hotline: 400-8878-318 Website: www.sanyglobal.com

Copyright version on 2024 January


This manual was produced in January 2024. If there are any updates to the product parameters and configurations, no separate notice will be given. The images in this manual are for illustrative purposes only.
The right to interpret within the scope permitted by law belongs to our company.
Reproduction and citation are not allowed without permission.

Quality Changes the World

QUALITY CHANGES THE WORLD

Established in October 2020, Sany Aerial Work Equipment is part of the Sany Group. This division is dedicated to the research, development, manufacturing, sales, and service of aerial work platform products. Sany Aerial Work Equipment is strategically positioned within the Sany Group as one of two new business that represent Sany Group's continued expansion the construction equipment market.

Since its establishment, Sany Aerial Work Equipment has aligned itself with the group's vision and commitment to delivering high-quality aerial work products while offering comprehensive customer service. A strong emphasis is placed on cultivating high-quality talent within the industry and providing customers with comprehensive aerial work platform solutions, generating greater value for customers with both products and service.



SANY

MOBILE ELEVATING WORK PLATFORM

SANY

Aerial Work Platform MOBILE ELEVATING WORK PLATFORMS

◆ Compliant with CE standards



www.sanyglobal.com



ARTICULATING BOOM LIFT

SPA14AC/SPA16AC

Compliant with CE standards



Safe



Efficient



Intelligent



- Intelligent digital equipment management system and visual human-machine interaction system for improved efficiency and intelligence
- Industry-leading fast charging technology for quickly recharging
- Stable sunken layout for smoother operations
- Fully proportional valve group and controls for more precise movements
- Efficient poprietary boom descent technology with zero energy consumption
- IP67 rated electrical parts, for exceptional durability
- 90+% common parts with the Sany boom product family, for easier maintenance and parts availability
- 360° continuous rotation for ease of operation



Elevates in tight spaces



Tight turning radius



360° continuous rotation



Zero tail swing



Large capacity 315Ah lithium battery



Low TCO



360° continuous rotation
Wide operation range

◆ All products of the Sany aerial work platform series comply with CE standards

This printed matter is not part of the contract and does not constitute a component of the vehicle purchase contract. Due to continuous product improvement, we reserve the right to change product models, specifications, and configurations without prior notice. The pictures are for reference only, and the actual product shall prevail. The products in the pictures may have non-standard configurations, and some components may need to be purchased separately. (Within the scopes permitted by law, Sany has the final interpretation right)
Copyright version on 2024 January

ARTICULATING BOOM LIFT

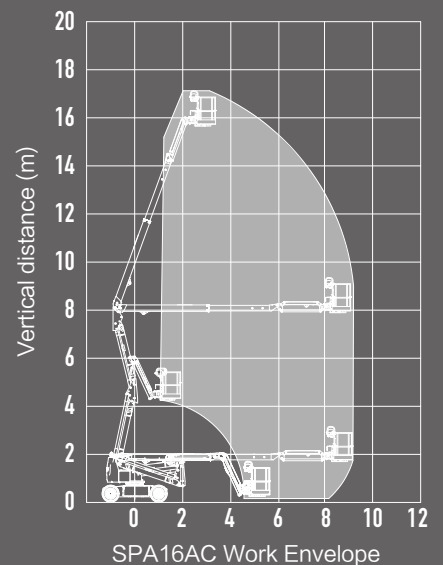
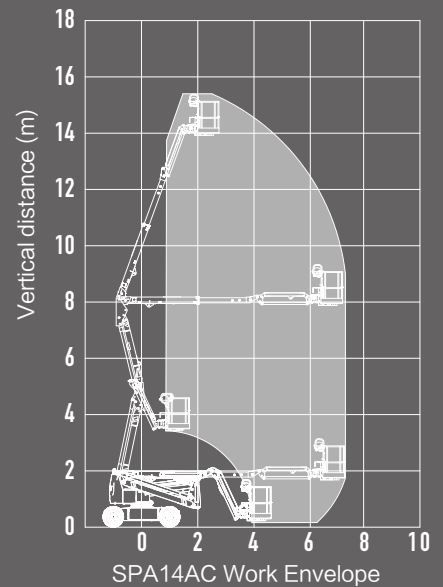
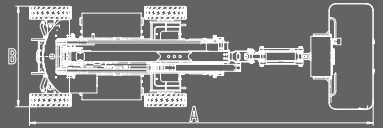
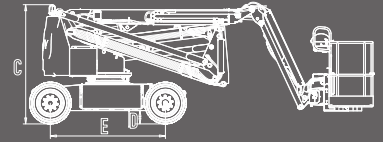
SPA14AC/SPA16AC



QUALITY CHANGES THE WORLD

Compliant with CE standards

Model	SPA14AC(SPA46AC)		SPA16AC(SPA52AC)	
	Metric	Imperial	Metric	Imperial
Dimensions				
Platform height max.	14.0m	45ft11in	15.7m	51ft6in
Working height max.	16.0m	52ft6in	17.7m	58ft1in
Horizontal outreach max.	7.25m	23ft9in	9.00m	29ft6in
A-Length (stowed)	6.15m	20ft2in	7.15m	23ft5in
B-Width (stowed)	1.75m	5ft9in	2.00m	6ft7in
C-Height (stowed)	2.02m	6ft8in	2.02m	6ft8in
Platform dimension(L × W)	1.83m × 0.76m	6ft × 2ft6in	1.83m × 0.76m	6ft × 2ft6in
D-Ground clearance	0.17m	6.7in	0.17m	6.7in
E-Wheelbase	2.00m	6ft7in	2.00m	6ft7in
Lift capacity (Unrestricted)	248kg	547lb	248kg	547lb
Turntable tail swing	0.26m	10in	0.17m	6.7in
Jib rotation	+70° /-65°		+70° /-65°	
Turntable rotation	360° Continuous		360° Continuous	
Platform rotation	180°		180°	
Performance				
Platform occupancy max.	2 Persons and tools		2 Persons and tools	
Tilt sensor activation	X-3° /Y-5°		X-3° /Y-5°	
Turning radius max. (inside/outside)	1.48m/3.81m	4ft10in/12ft6in	1.55m/4.10m	5ft1in/13ft5in
Gradeability	30%		30%	
Drive speed-stowed	0-5.0km/h	0-3.1mph	0-5.0km/h	0-3.1mph
Drive speed-raised	0-0.8km/h	0-0.5mph	0-0.8km/h	0-0.5mph
Power				
Drive × Steer	2WD × 2WS		2WD × 2WS	
Battery	51.2V/315Ah (Lithium battery)		51.2V/315Ah (Lithium battery)	
Charger (input)	100~240V AC		100~240V AC	
Others				
Weight	6500kg	14330lb	7000kg	15432lb



SANY AERIAL WORK EQUIPMENT Co., Ltd

Address: No. 18-688, Industrial Road, Gaoxin District, Wuxing District, Huzhou, Zhejiang Province

Postal code: 313002

Hotline: 400-8878-318

Website: www.sanyglobal.com

Copyright version on 2024 January