



Safe



Efficient



Intelligent

SANY



品质改变世界  
QUALITY CHANGES THE WORLD

MOBILE ELEVATING WORK PLATFORM

## SANY AERIAL WORK EQUIPMENT Co., Ltd

Address: No. 18-688, Industrial Road, Gaoxin District, Wuxing District, Huzhou, Zhejiang Province

Postal code: 313002    Hotline: 400-8878-318    Website: www.sanyglobal.com

Copyright version on 2024 January


This manual was produced in January 2024. If there are any updates to the product parameters and configurations, no separate notice will be given. The images in this manual are for illustrative purposes only.  
The right to interpret within the scope permitted by law belongs to our company.  
Reproduction and citation are not allowed without permission.

# Quality Changes the World

QUALITY CHANGES THE WORLD

Established in October 2020, Sany Aerial Work Equipment is part of the Sany Group. This division is dedicated to the research, development, manufacturing, sales, and service of aerial work platform products. Sany Aerial Work Equipment is strategically positioned within the Sany Group as one of two new business that represent Sany Group's continued expansion the construction equipment market.

Since its establishment, Sany Aerial Work Equipment has aligned itself with the group's vision and commitment to delivering high-quality aerial work products while offering comprehensive customer service. A strong emphasis is placed on cultivating high-quality talent within the industry and providing customers with comprehensive aerial work platform solutions, generating greater value for customers with both products and service.



SANY

MOBILE ELEVATING WORK PLATFORM

# SANY

## Aerial Work Platform MOBILE ELEVATING WORK PLATFORMS

◆ Compliant with CE standards



www.sanyglobal.com





# TELESCOPIC BOOM LIFT

## SPT20AC

Compliant with CE standards



Safe



Efficient



Intelligent



- Intelligent digital equipment management system with visual human-machine interaction system for improved efficiency and intelligence
- Precise control of boom lift and extension that minimizes platform oscillation, and turning is optimized for smoother traveling
- Fully proportional valve group and controls for more precise movements
- Efficient poprietary boom descent technology with zero energy consumption
- IP67 rated electrical parts, for exceptional durability
- 90+% common parts with the Sany boom product family, for easier maintenance and parts availability
- 360° continuous rotation for ease of operation



Elevates in tight spaces



Tight turning radius



High stability coefficient



Long component life



Three capacity zones



Low TCO



Large capacity



High performance



Stable operation

### ◆ All products of the Sany aerial work platform series comply with CE standards

This printed matter is not part of the contract and does not constitute a component of the vehicle purchase contract. Due to continuous product improvement, we reserve the right to change product models, specifications, and configurations without prior notice. The pictures are for reference only, and the actual product shall prevail. The products in the pictures may have non-standard configurations, and some components may need to be purchased separately. (Within the scopes permitted by law, Sany has the final interpretation right)  
Copyright version on 2024 January

# TELESCOPIC BOOM LIFT

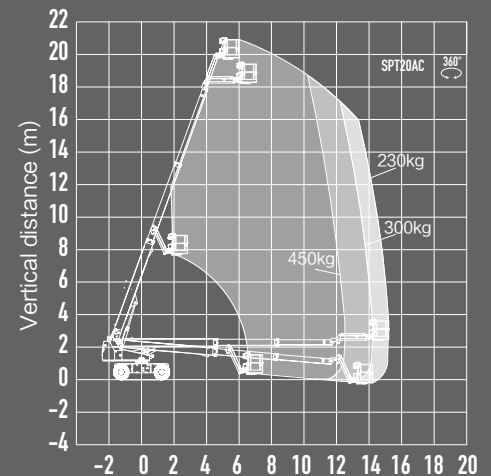
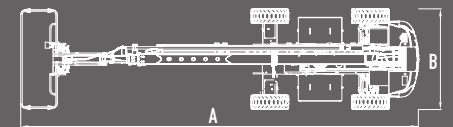
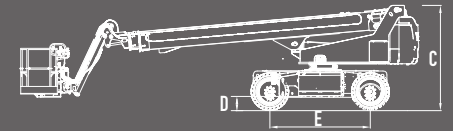


QUALITY CHANGES THE WORLD

## SPT20AC

Compliant with CE standards

Model	SPT20AC(SPT66AC)	
	Metric	Imperial
<b>Dimensions</b>		
Platform height max.	19.8m	65ft
Working height max.	21.8m	71ft6in
Horizontal outreach max.	15.2m	49ft10in
A-Length (stowed)	9.90m	32ft6in
B-Width (stowed)	2.49m	8ft2in
C-Height (stowed)	2.57m	8ft5in
Platform dimension(L × W)	2.44m × 0.91m	8ft × 3ft
D-Ground clearance	0.28m	11in
E-Wheelbase	2.50m	8ft2in
Lift capacity (Unrestricted/Restricted/Restricted)	230kg/300kg/450kg	507lb/662lb/992lb
Turntable tail swing	1.45m	4ft9in
Jib rotation	+70° / -65°	
Turntable rotation	360° Continuous	
Platform rotation	180°	
<b>Performance</b>		
Platform occupancy max. (Unrestricted/Restricted/Restricted)	2 Persons and tools 2 Persons and tools 3 Persons and tools	
Tilt sensor activation	X-5° / Y-5°	
Turning radius max.(inside/outside)	4.6m/7.5m	15ft1in/24ft7in
Gradeability	45%	
Drive speed-stowed	0-5.5km/h	0-3.4mph
Drive speed-raised	0-0.8km/h	0-0.5mph
<b>Power</b>		
Drive × Steer	4WD × 2WS	
Battery	76.8V/320Ah (Lithium battery)	
Charger (input)	100-240V AC	
<b>Others</b>		
Weight	10150kg	22377lb



SPT20AC Work Envelope

## SANY AERIAL WORK EQUIPMENT Co., Ltd

Address: No. 18-688, Industrial Road, Gaoxin District, Wuxing District, Huzhou, Zhejiang Province

Postal code: 313002

Hotline: 400-8878-318

Website: www.sanyglobal.com

Copyright version on 2024 January