



THE FORKLIFT

LEP

Lithium Ion Forklift 1.6 to 3.2 ton Capacity

Simple, Intuitive, Efficient.



www.clarkisp.com

A yellow and black Clark forklift truck is shown in a warehouse setting. The truck is positioned on the right side of the frame, facing left. The background is a dark, industrial environment with shelves and boxes. The text is overlaid on the left side of the image.

**FULLY LITHIUM ION ENABLED FORKLIFT TRUCK
OFFERING COMPARIBLE PERFORMANCE AND
RELIABILITY AS AN IC TRUCK.**

- **CLARK CUSTOMISED MOTOR, TRANSMISSION AND DRIVE AXLE**
- **SMOOTH DRIVING**
- **SMOOTH BRAKING**
- **SMOOTH STEERING**

LI-ION
BUILT TO LAST



- ✓ Full LED light package for increased safety
- ✓ High strength over head guard for driver safety
- ✓ Low centre of gravity design for increased work stability
- ✓ Ergonomic lever arrangement reduces operator fatigue and maximises operator space



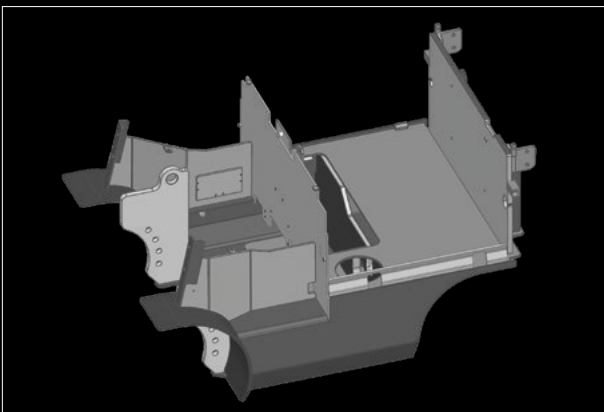
- ✓ Full colour dash with 4 driving modes
- ✓ CLARK suspension seat for operator comfort
- ✓ Safe entry and exit with boarding handle and anti-skid tape
- ✓ Ample storage space
- ✓ Modern aesthetic boasting CLARK green and easy to clean black hood

- Frame and mast with proven durability
- Stability of low centre of gravity design
- High performance AC controller



Proven High Strength Nested Upright

- Utilised the same proven I-beam mast technology used across the CLARK range.
- Designed to be stronger than conventional flat-faced rails
- Better resistance to side-to-side deflection with stiffer rail section.
- Promotes longer life and improved stability with elevated loads.




- Stable plate design for reliability and protection from impact damage



100% AC Power Curtis Controller

- Excellent acceleration performance and reduced forward/reverse direction change time
- High energy efficiency with regenerative braking system
- Improved battery continuous use time compared to DC motor
- Minimise maintenance cost as there are no brushes
- Suitable for all weather use



Low Centre of Gravity with Drive Axle

- Enables stable work even when handling heavy loads



Waterproof/Dustproof Rating

- Travel motor (IP54) and hydraulic motor (IP44) waterproof grade

Simple and Intuitive Operation

Range of ergonomic seats available

*Overseas model shown

Greater Control and Lower Driver Fatigue

- With steering wheel knob and smaller sized wheel

4 Function Lever as Standard

- Additional function supplied as standard for various attachments
- Ergonomic lever arrangement reduces operator fatigue
- The driver's space is freed up by the cowl mounted levers

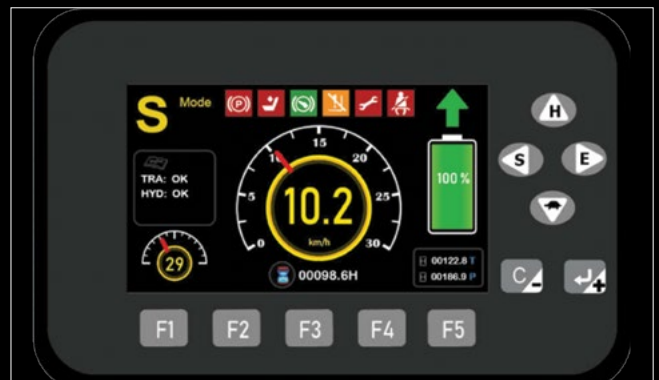
Full Colour LCD Display

- Can display and work to suit different applications by applying 4 driving modes



Ample Storage Space

- Partition type storage space for convenience
- Cup holder included



Full Colour LCD Display as Standard

- Excellent readability with the full colour TFT LCD display
- Display the vehicle status through CAN-BUS communication with the controller
- Parameter modification/setting possible through display operation
- Increase efficiency with 4 driving modes to suit your requirements: H: High, S: Standard, E: Economy, T: Turtle



Anti-Roll Down Function

- For added safety, anti roll down function prevents roll back of the unit without the operator having to apply the brake.



Emergency Stop Switch

- Immediately cut the main power in the event of a dangerous situation



Boarding Handle and Non-Slip Tape

- Reduces chance of operator slipping when boarding and disembarking



Equipped with Anti-Fall Valve

- Prevents sudden descent of loads in event of damaged hydraulic hosing



Front and Rear LED Lights


- Improved safety at night or in low light conditions with front and rear LED lights

Simple and Convenient Maintenance



Wide Angle Open Hood Cover

- Maximise maintainability and access to the battery



Fuse and Relay Concentrated Placement

- Easy inspection and repair as all fuses and relays are centralised (located at the bottom of the footrest)



Curtis Controller Application

- Diagnostics with the reliable Curtis controller
- Easily accessible through the rear panel

Lithium Iron Phosphate Battery as Standard

LI-ION
BUILT TO LAST


- Faster charge than standard lead acid battery.
- Ability to opportunity charge throughout the day to keep your machine running for longer
- Lower maintenance than standard lead acid battery with no water replenishing required.
- No dedicated charging room required as no gases are emitted

Various Options Available



Safety Blue Light

Helps prevent collision accidents by emitting a blue light on the floor to alert pedestrians when the forklift is nearby.



Seat Belt Interlock Kit

Available as an option to increase safety. The forklift will only operate if the operator engages the seat belt.



Wide Angle Mirror (Optional)

Gain a wider view of the rear with the wide angle mirror.



Rear View Camera (Optional)

Rear mounted camera and dash monitor to assist while reversing.

Amber Beacon

Fitted as standard at the rear and below the overhead guard height.

Rear Work Light

Increased visibility with the rear mounted work light.

LEP25 & 32 Specifications

● LEP16/20s Mast Specifications

Type	Lift Height	Lowered Height	Max. Height of Mast		Freelift		Tilt		Load Centre (500mm)		
			LBR (with)	LBR (without)	LBR (with)	LBR (without)	Forward	Back	LEP16	LEP18	LEP20s
	mm	mm	mm	mm	mm	mm	deg	deg	kg	kg	kg
STD	3085	2134	4305	3693	105	105	6	10	1600	1800	2000
TSU	4780	2134	6000	5412	914	1502	6	5	1600	1800	2000

● LEP20/25 Mast Specifications

Type	Lift Height	Lowered Height	Max. Height of Mast		Freelift		Tilt		Load Centre (500mm)	
			LBR (with)	LBR (without)	LBR (with)	LBR (without)	Forward	Back	LEP20	LEP25
	mm	mm	mm	mm	mm	mm	deg	deg	kg	kg
STD	3300	2165	4520	3898	110	110	6	10	2000	2500
TSU	4800	2165	6019	5423	946	1542	6	5	1850	2250

● LEP30 Mast Specifications

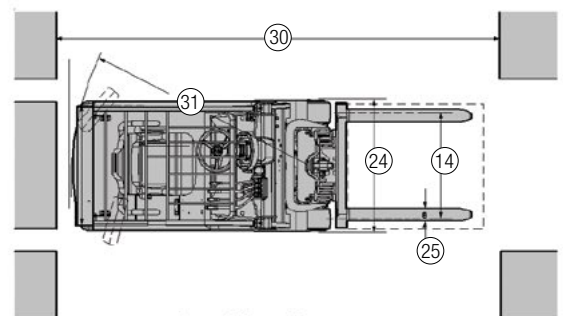
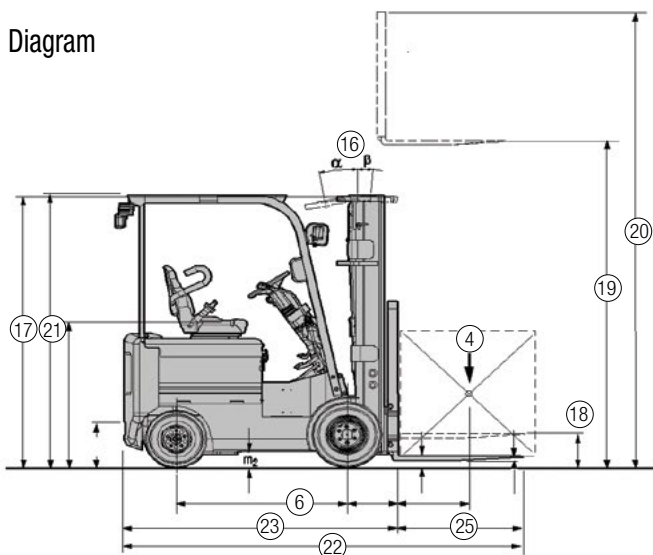
Type	Lift Height	Lowered Height	Max. Height of Mast		Freelift		Tilt		Load Centre (500mm)
			LBR (with)	LBR (without)	LBR (with)	LBR (without)	Forward	Back	LEP30
	mm	mm	mm	mm	mm	mm	deg	deg	kg
STD	3300	2165	4520	3898	110	110	6	10	3000
TSU	4800	2165	6019	5423	946	1542	6	5	2750

● LEP32 Mast Specifications

Type	Lift Height	Lowered Height	Max. Height of Mast		Freelift		Tilt		Load Centre (500mm)
			LBR (with)	LBR (without)	LBR (with)	LBR (without)	Forward	Back	LEP32
	mm	mm	mm	mm	mm	mm	deg	deg	kg
STD	3165	2180	4395	3842	115	115	6	10	3200
TSU	4620	2180	5843	5312	961	1492	6	5	2950

The above specifications are subject to change without notice

● Diagram



$$Ast = Wa + X + 1000 + a$$

$$a = 200mm \text{ (Safety distance)}$$

For data see corresponding number in chart "Product Specifications"

LEP16-20s Specifications

Specifications	1.1	Manufacture (Abbreviation)		CLARK		CLARK		CLARK	
	1.2	Manufacture's designation		LEP16		LEP18		LEP20S	
	1.3	Drive Unit		Elec-48V		Elec-48V		Elec-48V	
	1.4	Operator type stand on / driver seated		Rider-seated		Rider-seated		Rider-seated	
	1.5	Load Capacity / rated load	kg	1600		1800		2000	
	1.6	Load Center distance	mm	500		500		500	
	1.8	Load Center distance, centre of drive axle to fork face	mm	415		415		415	
	1.9	Wheelbase	mm	1250		1250		1250	
	WT	2.1	Service weight	kg	3138		3314		3536
2.2		Axle loading, laden front / rear	kg	4066	672	4418	696	4669	867
2.3		Axle loading, unladen front / rear	kg	1295	1843	1300	2014		2644
Tyres, Chassis	3.1	Tire type, P=pneumatic, SE-superelastic, C=cushion		PNEU		PNEU		PNEU	
	3.2	Tire size, front		21x8-9		21x8-9		21x8-9	
	3.3	Tire size, rear		5.00-8		5.00-8		5.00-8	
	3.5	Wheels, number front/rear (x=drive wheels)		2X/2		2X/2		2X/2	
	3.6	Tread, front	mm	930		930		930	
	3.7	Tread, rear	mm	900		900		900	
	Dimensions	4.1	Tilt of upright/fork carriage, α / β	deg.	10	6	10	6	10
4.2		Height, upright lowered	mm	2135		2135		2135	
4.3		Freelift	mm	105		105		105	
4.4		Lift height 1)	mm	3085		3085		3085	
4.5		Height upright extended 2)	mm	4305		4305		4305	
4.7		Height Overheadguard	mm	2165		2165		2165	
4.19		Overall length	mm	3133		3150		3208	
4.20		Length to face of forks	mm	2063		2080		2138	
4.21		Width	mm	1120		1120		1120	
4.22		Fork dimensions	mm	40X100X1070		40X100x1070		40X100x1070	
4.23		Fork carriage ISO 2328, A, B		CL IIA		CL IIA		CL IIA	
4.24		Fork carriage width	mm	940		940		940	
4.31		Ground clearance minimum, unladen	mm	115		115		115	
4.32		Ground clearance center of wheelbase	mm	115		115		115	
4.34		Right Angle Stack Aisle(1000x1200)	mm	3485		3499		3545	
4.35	Turning radius	mm	1870		1884		1930		
Performance	5.1	Travel speed laden/unladen	km/h	14	15	13.5	15	13	15
	5.2	Lift speed laden/unladen	m/s	0.44	0.50	0.42	0.50	0.40	0.50
	5.3	Lowering speed laden/unladen	m/s	0.52	0.47	0.52	0.47	0.52	0.47
	5.5	Drawber pull laden/unladen	kg	1150	880	1150	880	1150	780
	5.6	Max. drawber pull laden/unladen	kg	1200	880	1200	880	1200	780
	5.7	Gradeability laden/unladen	%	21	20	20	20	19	20
	5.8	Max. Gradeability laden/unladen	%	22	21	21	21	20	21
	Drive line	7.1	Type of battery		Lithium(LFP)		Lithium(LFP)		Lithium(LFP)
7.2		Maximum capacity of battery	AH/5hr	375		375		375	
7.3		Minimum weight of battery	kg	840		888		888	
7.4		Power of drive motor	kW	8		8		8	
7.5		Power of hydraulic motor	kW	10.6		10.6		10.6	
7.6		Drive motor control		Mosfet Inverter		Mosfet Inverter		Mosfet Inverter	
7.7		Speed control		Solid State		Solid State		Solid State	
7.8		Hydraulic motor control		Mosfet Inverter		Mosfet Inverter		Mosfet Inverter	
Misc.	8.1	Operating pressure for attachments	kg/cm ²	140		140		140	
	8.2	Sound level, ISO standard	dB(A)	68		68		68	


LEP20-32 Specifications

Specifications	1.1	Manufacture (Abbreviation)		CLARK		CLARK		CLARK		CLARK	
	1.2	Manufacture's designation		LEP20		LEP25		LEP30		LEP32	
	1.3	Drive Unit		Elec-48V		Elec-48V		Elec-48V		Elec-48V	
	1.4	Operator type stand on / driver seated		Rider-seated		Rider-seated		Rider-seated		Rider-seated	
	1.5	Load Capacity / rated load	kg	2000		2500		3000		3200	
	1.6	Load Center distance	mm	500		500		500		500	
	1.8	Load Center distance, centre of drive axle to fork face	mm	475		475		475		480	
	1.9	Wheelbase	mm	1475		1475		1600		1600	
	WT	2.1	Service weight	kg	3770		4120		4590		4835
2.2		Axle loading, laden front / rear	kg	5013	757	5750	870	6686	884	7095	940
2.3		Axle loading, unladen front / rear	kg	1568	2202	1714	2406	1946	2644	2050	2785
Tyres, Chassis	3.1	Tire type, P=pneumatic, SE-superelastic, C=cushion		PNEU		PNEU		PNEU		PNEU	
	3.2	Tire size, front		7.00-12		7.00-12		28X9-15		28X9-15	
	3.3	Tire size, rear		18X7X8		18X7X8		18X7X8		18X7X8	
	3.5	Wheels, number front/rear (x=drive wheels)		2X/2		2X/2		2X/2		2X/2	
	3.6	Tread, front	mm	999.5		999.5		1032.5		1032.5	
	3.7	Tread, rear	mm	913		913		913		913	
	Dimensions	4.1	Tilt of upright/fork carriage, α / β	deg.	10	6	10	6	10	6	10
4.2		Height, upright lowered	mm	2165		2165		2180		2180	
4.3		Freelift	mm	110		110		110		115	
4.4		Lift height 1)	mm	3300		3300		3300		3165	
4.5		Height upright extended 2)	mm	4520		4520		4520		4385	
4.7		Height Overheadguard	mm	2224		2224		2239		2239	
4.19		Overall length	mm	3359		3419		3596		3649	
4.20		Length to face of forks	mm	2292		2352		2529		2582	
4.21		Width	mm	1190		1190		1261		1261	
4.22		Fork dimensions	mm	45X100X1067		45X100X1067		45X122X1067		50X122X1067	
4.23		Fork carriage ISO 2328, A, B		CL IIA		CL IIA		CL IIIA		CL IIIA	
4.24		Fork carriage width	mm	1041		1041		1041		1041	
4.31		Ground clearance minimum, unladen	mm	135		135		150		150	
4.32		Ground clearance center of wheelbase	mm	135		135		150		150	
4.34		Right Angle Stack Aisle(1000x1200)	mm	3818		3864		4010		4061	
4.35	Turning radius	mm	2143		2189		2335		2381		
Performance	5.1	Travel speed laden/unladen	km/h	16.5	16.5	16	16.5	15.5	16.5	14.5	16.5
	5.2	Lift speed laden/unladen	m/s	0.37	0.48	0.36	0.48	0.34	0.48	0.26	0.44
	5.3	Lowering speed laden/unladen	m/s	0.55	0.50	0.55	0.50	0.55	0.50	0.47	0.43
	5.5	Drawber pull laden/unladen	kg								
	5.6	Max. drawber pull laden/unladen	kg	1445	880	1680	970	1582	1080	1380	824
	5.7	Gradeability laden/unladen	%	20		19		18		17	
	5.8	Max. Gradeability laden/unladen	%	26	20	21	20	18	20	17.5	20
	Drive line	7.1	Type of battery		Lithium(LFP)		Lithium(LFP)		Lithium(LFP)		Lithium(LFP)
7.2		Maximum capacity of battery	AH/5hr	404		404		542		542	
7.3		Minimum weight of battery	kg	934		989		1218		1218	
7.4		Power of drive motor	kW	11		11		11		11	
7.5		Power of hydraulic motor	kW	15		15		15		15	
7.6		Drive motor control		Mosfet Inverter		Mosfet Inverter		Mosfet Inverter		Mosfet Inverter	
7.7		Speed control		Solid State		Solid State		Solid State		Solid State	
7.8		Hydraulic motor control		Mosfet Inverter		Mosfet Inverter		Mosfet Inverter		Mosfet Inverter	
Misc.	8.1	Operating pressure for attachments	kg/cm ²	140		140		140		140	
	8.2	Sound level, ISO standard	dB(A)	72		72		72		72	



GLOBAL PRESENCE

CLARK products are in operation all around the world. An estimated 350,000 units in operation currently!



RELIABLE SPARE PARTS SERVICE

CLARK has state of the art distribution warehouses in South Korea, Brazil, Australia, China, Germany and Vietnam.



COMPREHENSIVE DEALER NETWORK

Over 550 sales & distribution partners in more than 90 countries ensure a high level of availability of our products and services.



EXCELLENT QUALITY

CLARK is the forerunner in high quality standards and innovative product developments.