

# Allmand®



## NIGHT-LITE PRO II®

### V-SERIES®

The **Night-Lite Pro II V-Series** features a vertical hydraulic mast with power cables encased in Nycoil flexible tubing to eliminate tangling and stretching of the tower wiring. Available with LED fixtures, this unit provides up to 228,560 total lumens. Maintain efficiency through working hours with our 30 gallon polyethylene fuel tank, allowing work to get done all through the night.



# KEY FEATURES

## Night-Lite Pro II V-Series

**359° Fixture Rotation**

**(4) SMD LED Light Fixtures**  
(Standard)

**(4) Metal Halide Light Fixtures**  
(Optional)

**55 MPH (88 km/h) Operating Wind Speed Rating**

**Structure** Six-section tubular steel design

**Hydraulic Actuated Winch**

**Gull-Wing Style Doors**  
Ease of access to engine and components for service

**Hour Meter**

**Remote Engine Oil Drain** Easily accessible at rear of trailer

**Reversible Coupler**  
Adjustable height  
2" ball / 3" pintle

**Height\***  
Mast Lowered /  
Raised  
99.6 in (2,530 mm) /  
26 ft 7.2 in (8,108 mm)

**Width**  
Transport / Operating  
50.5 in (1,283 mm) /  
100.6 in (2,555 mm)

**Length** Transport  
119.8 in (3,042.9 mm)

**Sequenced Light System (SLS™)**  
Automatically delays engine shutdown to turn off lights and prevent generator from shutting down while **under load**.

**Forklift Pockets**

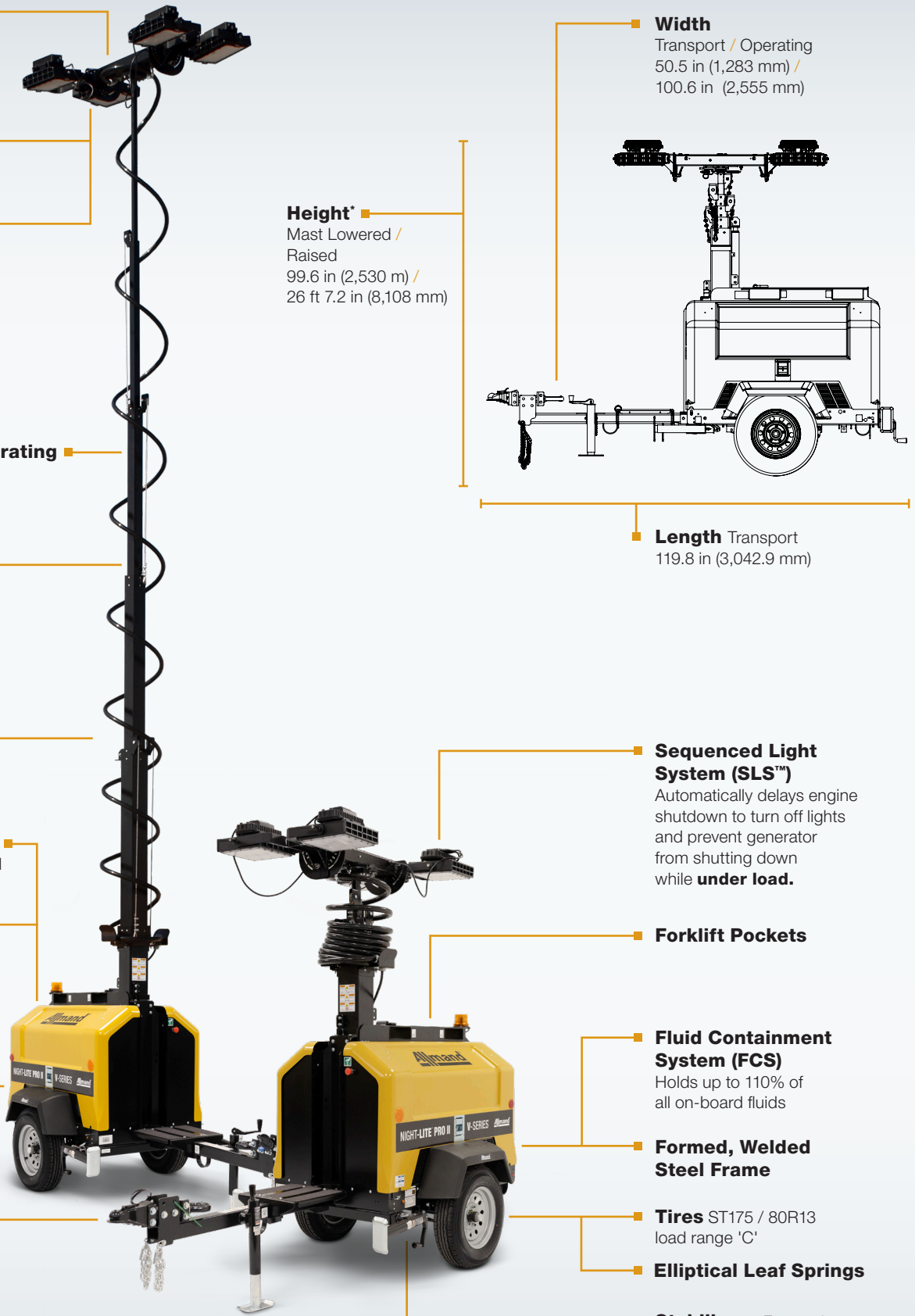
**Fluid Containment System (FCS)**  
Holds up to 110% of all on-board fluids

**Formed, Welded Steel Frame**

**Tires** ST175 / 80R13 load range 'C'

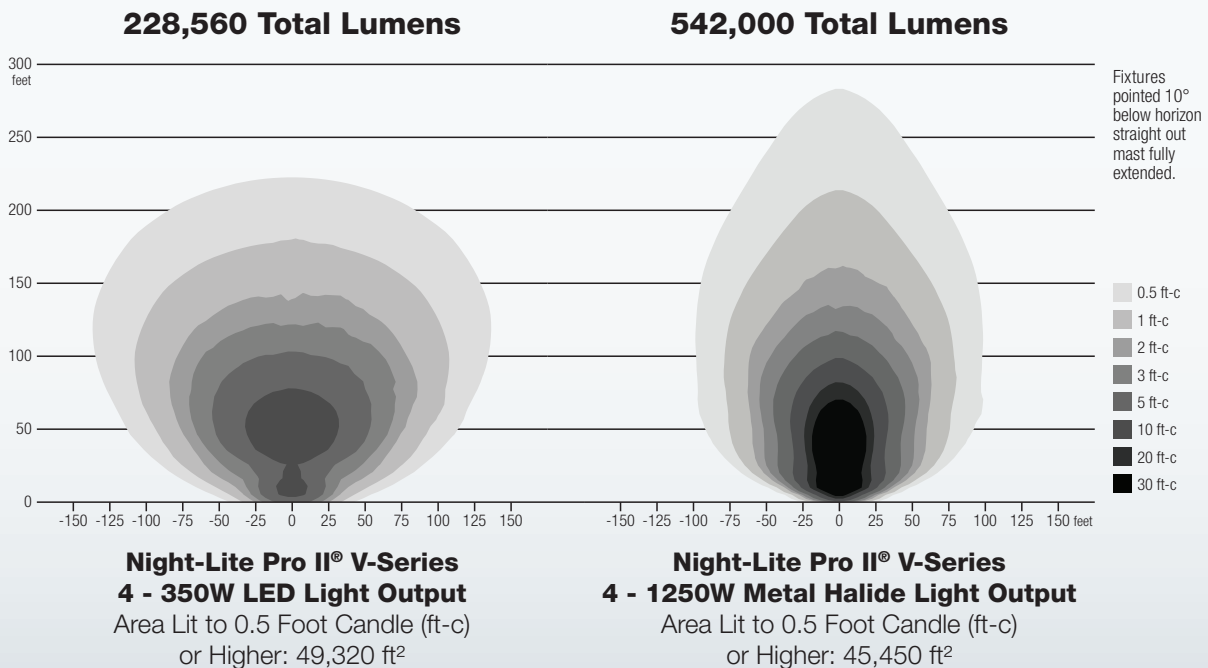
**Elliptical Leaf Springs**

**Stabilizers** Four-point design, tongue jack, (2) retractable side outriggers at front of trailer, rear jack



Model	NLPROII V		
Engine Brand / Model	Kubota / D1005	Kubota / D1105	Caterpillar or Perkins / 1.1
Engine Prime Power (kW)**	7	8	8
Fuel Capacity - gal (L)	30 (113.6)	30 (113.6)	30 (113.6)
Horsepower (@ 1,800 RPM)	11.6	11.6	13.8
Engine Tier	Tier 4 Final	Tier 4 Final	Tier 4 Final
<b>Light Type – LED (Standard)</b>	(4) LED Fixture, 5000K color temperature		
LED Wattage (per lamp)	350	350	350
LED Lumens (per lamp / total)	57,140 / 228,560	57,140 / 228,560	57,140 / 228,560
Operating Time (hrs)*** <small>(Using four 350 W LED light fixtures)</small>	103.4	83.3	78.9
<b>Light Type – Metal Halide (Optional)</b>	(4) Metal Halide SHO-HD® fixture		
Metal Halide Wattage (per lamp)	1,250	1,250	1,250
Metal Halide Lumens (per lamp / total)	135,500 / 542,000	135,500 / 542,000	135,500 / 542,000
Operating Time (hrs)*** <small>(Using four 1,250 W metal halide light fixtures)</small>	48.4	47.6	50
<b>Features</b>			
Outlets	1 - 20A 120 V Duplex GFCI Receptacle (NEMA 5-20R) 1 - 30 A 240 V 3-Pole, 4-Wire Twist Lock Receptacle (NEMA L14-30R) 1 - 30 A 120 V 2-Pole, 3-Wire RV Receptacle (NEMA TT-30R)		
<b>Weights &amp; Shipping</b>			
Weight - lbs (kg)	1,950 (884.5)	1,950 (884.5)	1,950 (884.5)
Gross Vehicle Weight Rating (GVWR) - lbs (kg)	2,200 (998)	2,200 (998)	2,200 (998)
Number of Units on 48' Flatbed	16	16	16
Number of Units on 53' Flatbed	18	18	18


**LIGHT COVERAGE**



\* Balloon light only included in raised dimension – balloon light is removed for transportation. \*\* Prime generator electrical output per Allmand® testing. \*\*\* Based on one hour run test full fuel tank consumption. \*\*\*\* Lumens based on light bulb manufacturing claim. Allmand® has a policy of continuous product improvement and reserves the right to modify its specifications at any time and without prior notice. See operator's manual or www.allmand.com website for complete warranty details.

# OPTIONS

## Night-Lite Pro II V-Series



### Cold Weather Package

- Heavy-duty battery 775 CCA @ 0°F (-17.7°C)
- Block heater (120 VAC)
- Arctic hydraulic fluid



### LSC with E-Stop Package

- LSC 2.1™ – Light Sequence Commander® automatically starts engine at sunset and shuts down engine at sunrise – programmable for user preferences.
- Emergency stop switch on exterior of machine



### Arctic Package

(only available with Cold Weather Package)

- Heated fuel / water separator
- Radiator cover
- Low fuel shut-off system



### AirStar Package

- Balloon Light features the AirStar Flex diffused lighting system using Allmand's exclusive bulbs. This system provides reduced glare while still illuminating a large area.



### Metal Halide Package

- (4) Metal Halide light fixtures

**Telematics Package** (Customer supplied – consult factory)

**Engine Air Intake Shut-Off Valve**

**Custom Paint**

**Skid Mount Available on Standard SKUs**

**Lockable Battery Disconnect**

**Reversible Coupler** 2" Bulldog® coupler with 3" pintle



**CSA** (metal halide or LED)



## COMPROMISE NOTHING.

At Allmand, our sole focus is providing jobsite support equipment to help your customers get the job done. Whenever they need it. Wherever they are. And whatever it takes. What's more, our genuine commitment to you — the highest standard of service and lowest total cost of ownership — is simply unmatched. Choose the equipment that comes with complete confidence that jobsite productivity won't go dark at 2 a.m.

**Allmand. Above All.**



**BRIGGS & STRATTON**  
Milwaukee, WI 53201-0702 USA  
(414) 259-5333  
Copyright ©2023. All rights reserved.